

# ***Operator's Manual***

***for Your Wireless Leash®  
Guidance Trainer Series***



## **Congratulations!**

The Unleashed Technology Wireless Leash® Guidance Trainer Series you have purchased is a step forward in technology and training methodology. If you have or have not used a remote trainer in the past, please read this manual and the *Training Guide* provided. This will help ensure you receive all the wonderful training benefits of this state of the art training device.

Regardless of the GT Series model you have purchased, it comes complete with the very latest dog training methodology. Adjustable vibration is a unique method of communicating with your dog and is capable of teaching all the customary commands. Unleashed Technology products also include a special automatic on-off quick reminder prior to continuous vibration or stimulation (patent pending).

Please do not hesitate to use our professional staff if you have any training or product questions. Our goal is for you to have a super relationship with your dog based on mutual respect. Let us help by calling toll free 1.866.795.7387 or e-mail [info@unleashedtechnology.com](mailto:info@unleashedtechnology.com).

## Table of Contents

**Introduction – for you and your dog**

**Product Diagram - Transmitter & Receiver**

**Transmitter Operating Characteristics**

1. Unleashed Technology Transmitter
2. Transmitter Operating Mode

**Receiver Operating Characteristics**

1. Unleashed Technology Receiver
2. LED Indicator

**Charging System**

**Transmitter and Receiver Programming and Multi-dog Functions**

**FCC Compliance**

**Warranty**

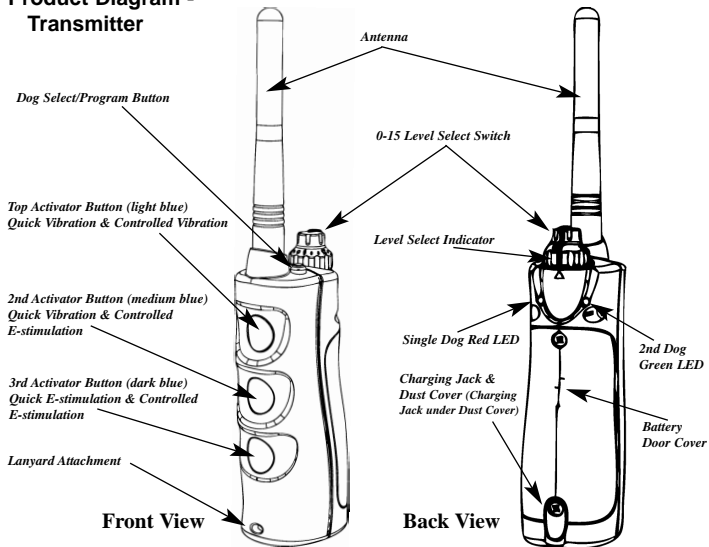
**Customer Service Information**

## **Introduction – for you and your dog**

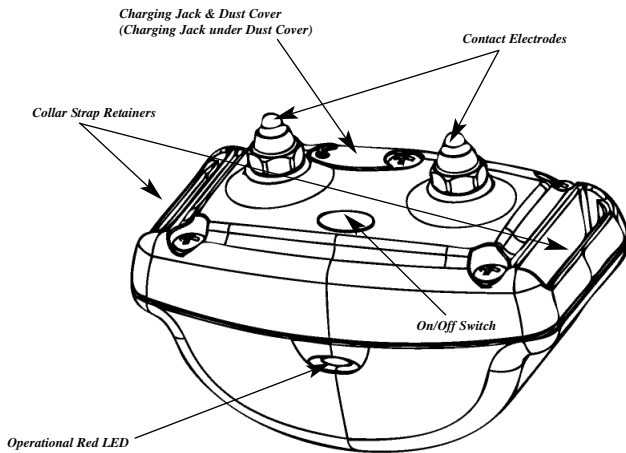
Unleashed Technology products are a totally new and unique training system specifically designed for you and your dog. Even if you are an experienced trainer and used other products in the past, we strongly recommend reviewing the Unleashed Training Guide provided. Rather than explaining all the technical details of the Unleashed Technology exclusive adjustable vibration and our exclusive quick on-off reminder system, there is an easier way. You can simply experience the same sensations used for training your dog. Please see “Feel the Kind Vibration & Stimulation” in the GT Series Training Guide. Your firsthand knowledge is not only fair to your dog, but you will also learn how our unique training method makes quick training solutions happen.

*(Unleashed Technology equipment was designed for use during the training of healthy dogs. Please check with your veterinarian to ensure that your dog is ready for traditional on-leash obedience training sessions or any off-leash exercises.)*

## Product Diagram - Transmitter



## Product Diagram - Receiver



## **Transmitter Operating Characteristics**

### ***Each Unleashed Technology Transmitter:***

- Communicates with the Receiver at distances from two feet to ½ mile.
- Is waterproof and operates in both high and low temperature extremes.
- Provides user rechargeable and replaceable NiMH battery pack.
- Monitors battery life - to check for low battery, press and release any activator button, the LED will double flash for 30 seconds when the battery needs recharging.
- LED Indicators - two different colors are used to indicate which Receiver is currently selected. The red LED is factory set for single dog training. In the event an Add-a-2<sup>nd</sup> Dog unit is purchased, the Green LED can be programmed to activate the second Receiver.
- Stops charging automatically after 12 hours.
- Offers 65,000 unique ID codes, therein reducing communication interference between individual remote trainers.

***Transmitter Operating Mode:***

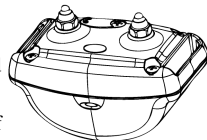
- Provides 15 individual user adjustable/selectable levels.
- Has from 1 to 3 activator buttons depending on the GT Series Model purchased. Buttons control different combinations of vibration stimulation, electrical stimulation, or a combination of both.
- Each activator button provides a preset “quick” on/off stimulation with a brief pause followed by controlled stimulation for up to 12 seconds by continuing to press the button.
- Provides a safety “0” level setting where no stimulation can be transmitted. At this setting, the user can press any button to confirm that the Transmitter and Receiver are communicating with each other.
- Provides a multi-function Dog Select/Program Button allowing the Transmitter to program itself as a single or 2nd dog unit. It is also used to program the Receiver(s) to the appropriate Transmitter LED. Lastly, the Dog Select/Program button is used to toggle between single and 2nd dog Receivers (see page 11).



## Receiver Operating Characteristics

### *Each Unleashed Technology Receiver:*

- Turned on and off by pressure switch timed to protect the dog – hold down for a minimum of one second to turn-on and a minimum of three seconds to turn-off.
- Is waterproof and operates in both high and low temperature extremes.
- Provides user rechargeable and replaceable NiMH battery pack.
- Operates for a minimum of 24 hours on a full charge under normal use.
- Constantly monitors battery – LED light double flashes when recharging is needed.
- Stops charging automatically after 12 hours.
- Will only respond to the unique ID of its programmed Transmitter.
- Protects dog – stimulation stops after 12 seconds of continuous activation and then a safety cut off engages for 30 seconds.
- Employs two stainless steel electrodes to ensure consistency.



*Receiver*

### ***Receiver LED Indicator:***

- On steady when receiving commands from the Transmitter, during the program mode, and during the 12-hour charging cycle.
- Flashes once every second after the 12-hour charging cycle is complete.
- Flickers for 30 seconds when the safety override has been activated.
- Flashes once every three seconds when the battery is fully charged.
- Double flashes every two seconds when the battery is low (for up to 3-hours).

### **Charging System**

- A specifically designed wall transformer with suitable connectors is used for recharging and is rated to charge only an Unleashed Technology Transmitter and two Receivers at the same time.
- Splitter cables are used when charging a Transmitter and Receiver(s).
- Both the Transmitter and Receiver(s) will monitor the charging time and disable charging after 12 hours.
- No communication from either the Transmitter or the Receiver(s) is allowed when the charger is present. Also, by default but as a safety precaution, no stimulation is allowed by the Receiver.
- Circuit protector is provided in either the Transmitter or the Receiver(s) and automatically shuts off power when its battery is below a specified voltage.

## **Transmitter and Receiver Programming and Multi-dog Functions**

### ***Transmitter Programming***

- The Transmitter has two LED's used to indicate the selected dog. The single-dog Red LED is on the left when holding the unit with the LED's facing the operator, and the two-dog Green LED is on the right. (The functionality of each LED is exactly the same.)
- The Transmitter is factory set in the single dog mode. To verify, set the Level Select Switch to the "0" position and press and release the Dog Select Button multiple times (the Red LED will blink once for each press and release.)
- To program the Transmitter to operate in the 2nd dog mode. First, set the Level Select Switch to 2. Then, press and hold down the Dog Select Button continuously for 5 seconds (the LED will blink once at the start of the 5 seconds and once when it is complete.)
- If desired to reprogram back to a single-dog mode, set the Level Select Switch to 1. Then, press and hold the Dog Select Button continuously for 5 seconds (The LED will blink once at the start of the 5 seconds and once when it is complete).

### ***Receiver Programming***

Set the Transmitter Level Select Switch to either position 1 or 2.

- With the Receiver in the off position, press and hold the on/off button continuously for 5 seconds, the LED stays on, even after the button is released and waits to receive an ID for up to 12 seconds.
- During this 12 second programming mode, press and release the Transmitter's Dog Select Button once. (This sends the Transmitter's unique ID to the Receiver.)
- When the LED light on the Receiver turns off, the new ID has been received. (You can verify by pressing any of the Vibration Stimulation or Electrical Stimulation Activator Buttons.)
- If the Receiver does not receive the new ID, it will automatically exit the programming mode and retain its previous ID.

### ***Multi-Dog Functions***

- To select between single dog and 2nd dog, the Transmitter's Level Select Switch must be in the "0" position. Each press and release of the Dog Select Button toggles back and forth between the single dog (Red LED) and the 2nd dog (Green LED).
- The Transmitter will remember the last dog selected.

## **FCC Compliance**

Unleashed Technology Transmitters comply with Part 15 of the FCC rules. Operation is subject to the following two conditions: (1) this device may not cause harmful interference, and (2) this device must accept any interference received, including interference that may cause undesired operation.

An FCC license is not needed to operate Unleashed Technology Transmitters. However, any change or modification made to the Transmitter, including the supplied antenna, without the expressed written approval of Unleashed Technology, could void your authority to operate.

## **Warranty**

To validate the warranty, register your new GT Series model at [www.unleashedtechnology.com](http://www.unleashedtechnology.com). Click on warranty registration and follow the links.

Please give us your recommendations on how we can enhance our product to serve you better or help in the training of your dog.

Unleashed Technology's warranty is simple and based on our respect for you and your personal integrity with us. These are the essentials of the agreement:

- a. We provide a 30 day money back guarantee – just return the product with your purchase receipt to the retail dealer for a full refund less any shipping costs.
- b. Unleashed Technology warrants to the original owner our products are free from defects in material and workmanship, under normal use, for a period of one year from date of retail purchase. Unless there is neglect, alteration or misuse of the product, there will be no charge for labor and parts during this one-year period.
- c. We will continue to service your product with no labor charges for a second year from date of retail purchase. There will be a charge for replacement parts.
- d. Unleashed Technology shall not be liable or responsible for any incidental or consequential damages resulting from the misuse of the product which would cause any defect, failure or malfunction, whether a claim is based upon warranty, contract, negligence or otherwise.

## **Customer Service**

Should there be any questions regarding Unleashed Technology products, our friendly and experienced staff would be happy to assist you. Please call the toll free number at 1.866.795.7387, between 8 a.m. – 4:30 p.m. CST or visit our website at [www.unleashedtechnology.com](http://www.unleashedtechnology.com).

*Unleashed Technology™ GT Series products are covered by U.S. Design Patent D541253 and patent pending.*



7301 32nd Avenue North • Minneapolis, MN 55427

Toll Free: 1.866.795.7387 • Fax: 763.450.0266

[www.unleashedtechnology.com](http://www.unleashedtechnology.com) • email: [info@unleashedtechnology.com](mailto:info@unleashedtechnology.com)

Published by Unleashed Technology Minneapolis, Minnesota

© 2007 Unleashed Technology, Inc. All rights reserved. Printed in the USA

Unleashed Technology™, the Unleashed Technology™ logo, and Wireless Leash® are trademarks of Unleashed Technology.

OM-1008